

Have the Markets Become Unmoored from Fundamentals?

By Nathan Sheets, PhD, Chief Economist and Head of Global Macroeconomic Research, and George Jiranek, Associate, Global Macroeconomic Research Team | October 15, 2020

The strong recovery of financial markets in recent months has far outpaced the real economy's more mixed rebound. We show that a broadly similar divergence has been a feature of every U.S. recession for more than 50 years. Furthermore, the timing of such divergences has typically been a powerful signal of a forthcoming macro recovery.

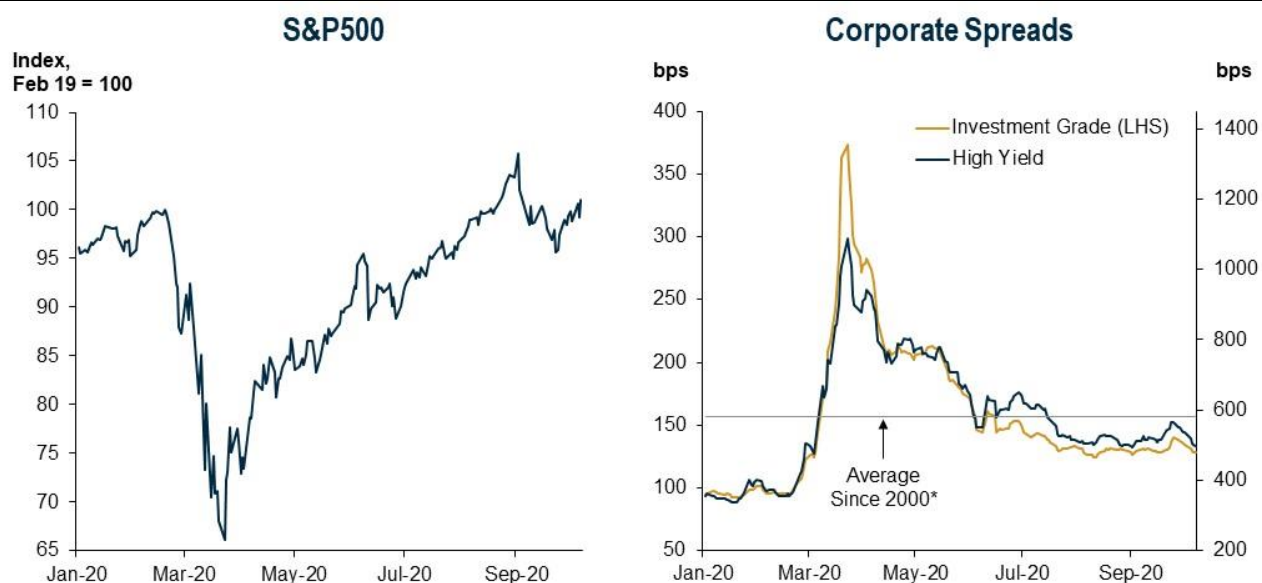
Following an unprecedented, virus-induced decline through the spring, the U.S. economy posted a remarkably strong rebound during the summer. Third-quarter real GDP growth appears to have expanded 30% (on an annualized basis)—the strongest quarterly pace of the post-war period. Similarly, the labor market has restored well over 10 million jobs.

But, even so, the overall level of economic performance remains weak. Real GDP is down roughly 3-4% relative to its level in Q4 2019, and the labor market still has a deficit of more than 10 million jobs. Available macro indicators point to a somewhat softer pace of recovery in the months ahead, even as Washington has failed to reach agreement on another round of fiscal stimulus—including much-needed unemployment benefits. All of this is occurring in the face of a historically contentious presidential election, with the controversies threatening to drag on until well after election day. And the virus remains a severe concern.¹

Notwithstanding these uncertainties, U.S. financial markets have rebounded vigorously in recent months (Figure 1). Equity prices, while down from their early-September peak, are above pre-virus levels. Corporate spreads for U.S. investment-grade and high-yield debt have also recovered substantially. While still somewhat above pre-pandemic levels, these spreads have moved back below their twenty-year averages.

¹ Consistent with these observations, the Fed's minutes from its September meeting noted, "Participants continued to see the uncertainty surrounding the economic outlook as very elevated, with the path of the economy highly dependent on the course of the virus. . ."

Figure 1: The Rebound in U.S. Equities and Corporate Credit Spreads



Source: Standard & Poor's. *For both investment grade and high yield.

All of this raises the question: have the markets become unmoored from the fundamental realities of the economy?

Figure 2 draws on a [recession probability model that we developed](#) in a February 2020 white paper to shed light on this question. At the time, we found little hint of recessionary forces at work in the U.S. economy. Of course, everything changed as the virus proliferated across the globe.²

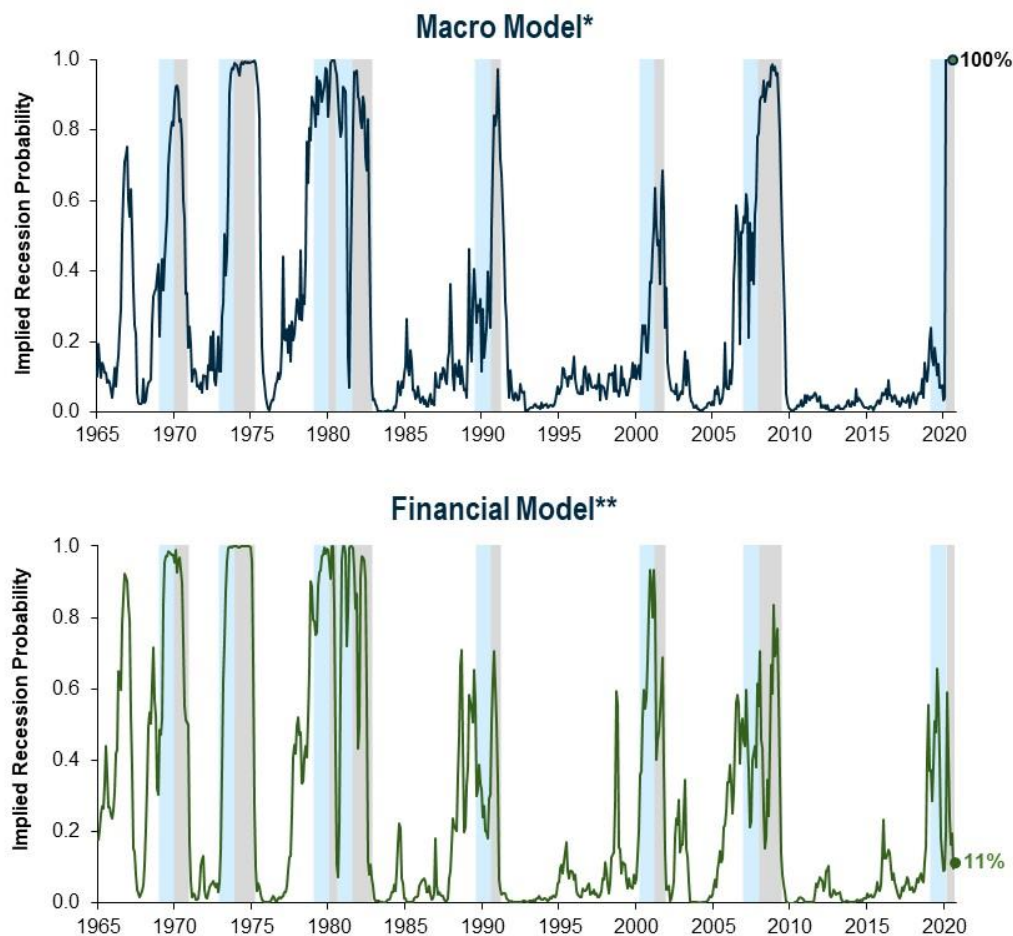
Our model assesses the probability that the economy is in recession during the coming year. Applying this framework to recent data confirms a marked divergence between the macro and financial variables.

Looking just at macro variables—including initial unemployment claims, goods consumption, and consumer confidence—the model sees conclusive evidence (100% probability) that the economy remains in recession.

In contrast, the financial model, which incorporates the Treasury term spread, real returns on the S&P500, and the non-commercial paper spread, shows only a slightly elevated recession probability. Financial markets seem to be taking a more buoyant view of the economy's prospects.

² Our paper, memorably entitled, "[Can This Expansion Last Forever?](#)," provides more details regarding the structure and estimation of our framework.

Figure 2: Recession Tracking Models are Diverging



*Variables include Initial Unemployment Claims, Real Goods PCE, Consumer Confidence, Housing Permits, and Average Hourly Earnings.

**Variables include Term Spread, Real S&P500 Index, Nonfinancial Commercial Paper Spread.

Source: PGIM Fixed Income

By our reckoning, this divergence between macro and financial performance reflects several factors. First, the Fed’s massive monetary stimulus tends to provide rapid support to the markets, but its effects on the real economy—on spending, investment, and housing—percolate more slowly over time. Second, and more fundamentally, the markets are forward-looking in their assessments. Asset prices reflect the state of the economy today, but they also factor in the prospects for economic recovery going forward.

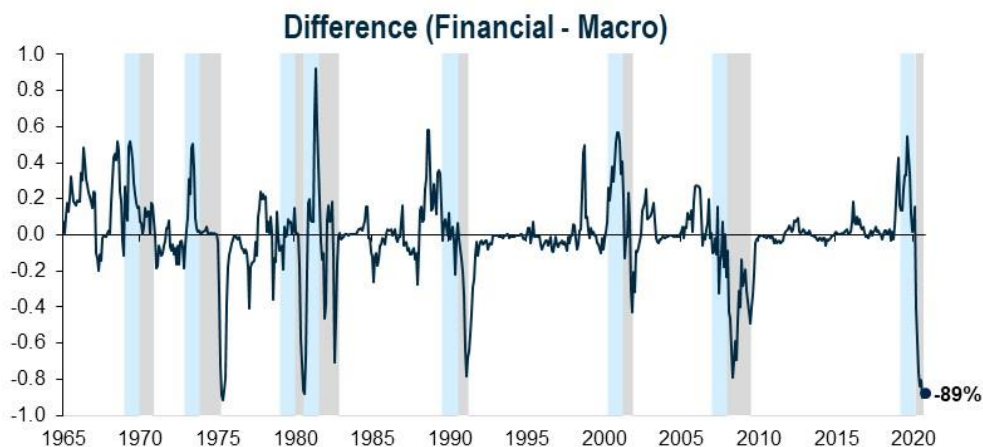
Of course, another possibility is that large-scale economic stimulus and other policy interventions are blunting the market’s capacity to assess risks, with investors expecting further policy interventions in the event of renewed downside pressures. These expectations, in turn, may be creating unrealistic expectations for the timing and strength of the recovery, artificially lifting asset prices.

With this in mind, Figure 3 looks at the divergence between the recession probabilities obtained from the two models using data back to the mid-1960s.³ Viewed in historical context, the current divergence is significant but hardly unprecedented. Divergences of similar magnitude have occurred before. And, notably, a sizable divergence has characterized the end of all eight previous U.S. recessions.

The lower table examines these downward spikes in more detail. In each instance, the recession’s trough has been accompanied by a roughly contemporaneous divergence between the estimates of the two models. Such divergences have been remarkably reliable signals that a recession is coming to an end.

³ Yellow shading indicates the 12 months before a recession; gray shading indicates the recession period.

Figure 3: Exuberance—Or a Signal that the Recession is Ending?



Difference Between Financial and Macro Model

Recession Start	Trough (Difference)	Trough Date	Months Before End of Recession Before (+) / After (-)
Jan-70	-18%	Jan-71	-2
Dec-73	-91%	May-75	-2
Feb-80	-88%	Aug-80	-1
Aug-81	-70%	Aug-82	3
Aug-90	-78%	Feb-91	1
Apr-01	-43%	Nov-01	0
Jan-08 (1)	-80%	May-08	13
Jan-08 (2)	-49%	Jun-09	0
Mar-20	-90%	Aug-20	?

Source: PGIM Fixed Income

The one false positive from this framework occurred in May of 2008. Following the financial disruptions in the fall of 2007 and the collapse of Bear Stearns in March 2008, it looked like stresses were poised to abate.

As just one example of perspectives at the time, at the June 2008 FOMC meeting, St. Louis Fed President Jim Bullard noted, “Policy was very aggressive during January and March of this year. This was, in part, a pre-emptive action, insurance against a particularly severe downturn brought on by financial contagion. This was a very real possibility, but it did not materialize.”

Of course, the situation deteriorated further, leading the Fed to again ramp up its stimulus. The two models again diverged in June 2009 and, this time, nailed the trough of the downturn.

These results suggest that through recessionary periods, markets have been a powerful forward-looking signal of recovery. As such, the recent rebound in financial markets, while extraordinary given the ongoing challenges the economy faces, should not be quickly dismissed as just “market exuberance.” Clearly, the macro uncertainties remain high, but in past episodes, the markets have done exceptionally well in piercing through the fog.

This material reflects the views of the author as of October 15, 2020 and is provided for informational or educational purposes only. Source(s) of data (unless otherwise noted): PGIM Fixed Income.

NOTICE: IMPORTANT INFORMATION

Source(s) of data (unless otherwise noted): PGIM Fixed Income as of October 2020.

PGIM Fixed Income operates primarily through PGIM, Inc., a registered investment adviser under the U.S. Investment Advisers Act of 1940, as amended, and a Prudential Financial, Inc. ("PFI") company. Registration as a registered investment adviser does not imply a certain level of skill or training. PGIM Fixed Income is headquartered in Newark, New Jersey and also includes the following businesses globally: (i) the public fixed income unit within PGIM Limited, located in London; (ii) PGIM Netherlands B.V. located in Amsterdam; (iii) PGIM Japan Co., Ltd. ("PGIM Japan"), located in Tokyo; (iv) the public fixed income unit within PGIM (Hong Kong) Ltd. located in Hong Kong; and (v) the public fixed income unit within PGIM (Singapore) Pte. Ltd., located in Singapore ("PGIM Singapore"). PFI of the United States is not affiliated in any manner with Prudential plc, incorporated in the United Kingdom or with Prudential Assurance Company, a subsidiary of M&G plc, incorporated in the United Kingdom. Prudential, PGIM, their respective logos, and the Rock symbol are service marks of PFI and its related entities, registered in many jurisdictions worldwide.

These materials are for informational or educational purposes only. The information is not intended as investment advice and is not a recommendation about managing or investing assets. In providing these materials, PGIM is not acting as your fiduciary. Clients seeking information regarding their particular investment needs should contact their financial professional. These materials represent the views and opinions of the author(s) regarding the economic conditions, asset classes, securities, issuers or financial instruments referenced herein. Distribution of this information to any person other than the person to whom it was originally delivered and to such person's advisers is unauthorized, and any reproduction of these materials, in whole or in part, or the divulgence of any of the contents hereof, without prior consent of PGIM Fixed Income is prohibited. Certain information contained herein has been obtained from sources that PGIM Fixed Income believes to be reliable as of the date presented; however, PGIM Fixed Income cannot guarantee the accuracy of such information, assure its completeness, or warrant such information will not be changed. The information contained herein is current as of the date of issuance (or such earlier date as referenced herein) and is subject to change without notice. PGIM Fixed Income has no obligation to update any or all of such information; nor do we make any express or implied warranties or representations as to the completeness or accuracy or accept responsibility for errors. **All investments involve risk, including the possible loss of capital. These materials are not intended as an offer or solicitation with respect to the purchase or sale of any security or other financial instrument or any investment management services and should not be used as the basis for any investment decision. No risk management technique can guarantee the mitigation or elimination of risk in any market environment. Past performance is not a guarantee or a reliable indicator of future results and an investment could lose value. No liability whatsoever is accepted for any loss (whether direct, indirect, or consequential) that may arise from any use of the information contained in or derived from this report. PGIM Fixed Income and its affiliates may make investment decisions that are inconsistent with the recommendations or views expressed herein, including for proprietary accounts of PGIM Fixed Income or its affiliates.**

The opinions and recommendations herein do not take into account individual client circumstances, objectives, or needs and are not intended as recommendations of particular securities, financial instruments or strategies to particular clients or prospects. No determination has been made regarding the suitability of any securities, financial instruments or strategies for particular clients or prospects. For any securities or financial instruments mentioned herein, the recipient(s) of this report must make its own independent decisions.

Conflicts of Interest: PGIM Fixed Income and its affiliates may have investment advisory or other business relationships with the issuers of securities referenced herein. PGIM Fixed Income and its affiliates, officers, directors and employees may from time to time have long or short positions in and buy or sell securities or financial instruments referenced herein. PGIM Fixed Income and its affiliates may develop and publish research that is independent of, and different than, the recommendations contained herein. PGIM Fixed Income's personnel other than the author(s), such as sales, marketing and trading personnel, may provide oral or written market commentary or ideas to PGIM Fixed Income's clients or prospects or proprietary investment ideas that differ from the views expressed herein. Additional information regarding actual and potential conflicts of interest is available in Part 2A of PGIM Fixed Income's Form ADV.

In the European Economic Area ("EEA"), information is issued by PGIM Limited or PGIM Netherlands to persons who are professional clients as defined in Directive 2014/65/EU (MiFID II). PGIM Limited's registered office: Grand Buildings, 1-3 Strand, Trafalgar Square, London, WC2N 5HR. PGIM Limited is authorised and regulated by the Financial Conduct Authority ("FCA") of the United Kingdom (Firm Reference Number 193418). PGIM Netherlands B.V. is authorised by the Dutch Authority for the Financial Markets (Autoriteit Financiële Markten – AFM) as an alternative investment fund manager with MiFID top up service capabilities under registration number 15003620. PGIM Limited and PGIM Netherlands are authorized to provide services or operate with a passport in various jurisdictions in the EEA. In certain countries in Asia, information is presented by PGIM (Singapore) Pte. Ltd., a Singapore investment manager registered with and licensed by the Monetary Authority of Singapore. In Japan, information is presented by PGIM Japan Co. Ltd., registered investment adviser with the Japanese Financial Services Agency. In South Korea, information is presented by PGIM, Inc., which is licensed to provide discretionary investment management services directly to South Korean investors. In Hong Kong, information is provided by PGIM (Hong Kong) Limited, a regulated entity with the Securities & Futures Commission in Hong Kong to professional investors as defined in Section 1 of Part 1 of Schedule 1 (paragraph (a) to (i) of the Securities and Futures Ordinance (Cap.571). In Australia, this information is presented by PGIM (Australia) Pty Ltd ("PGIM Australia") for the general information of its "wholesale" customers (as defined in the Corporations Act 2001). PGIM Australia is a representative of PGIM Limited, which is exempt from the requirement to hold an Australian Financial Services License under the Australian Corporations Act 2001 in respect of financial services. PGIM Limited is exempt by virtue of its regulation by the FCA (Reg: 193418) under the laws of the United Kingdom and the application of ASIC Class Order 03/1099. The laws of the United Kingdom differ from Australian laws. In South Africa, PGIM, Inc. is an authorised financial services provider – FSP number 49012.

© 2020 PFI and its related entities.

2020-6625